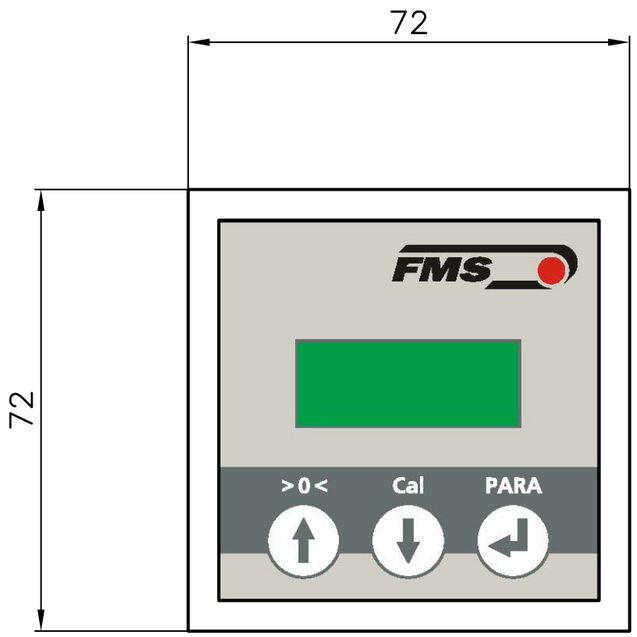

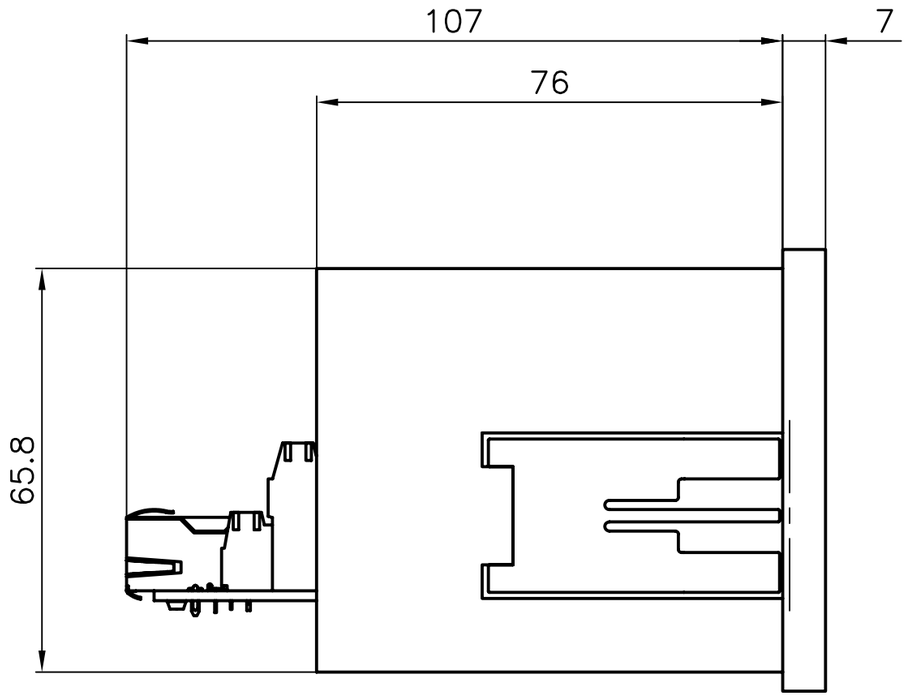

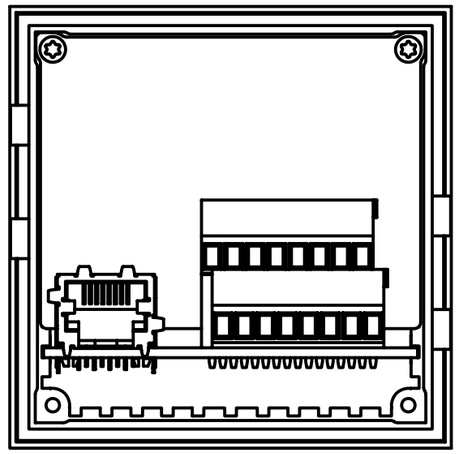

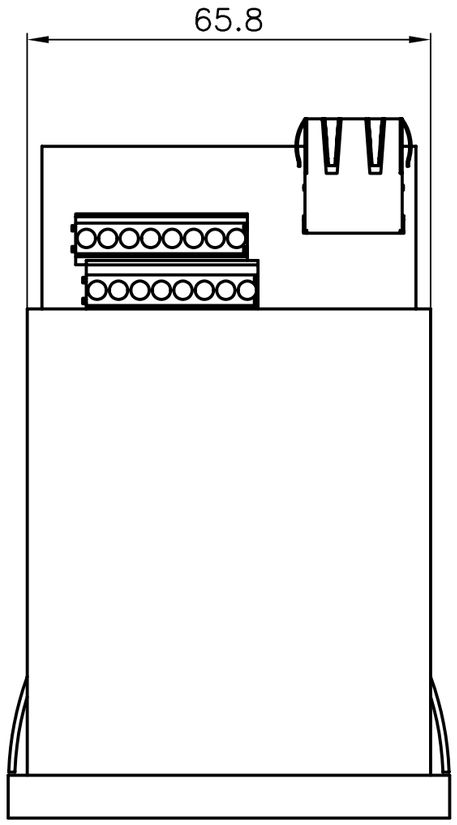

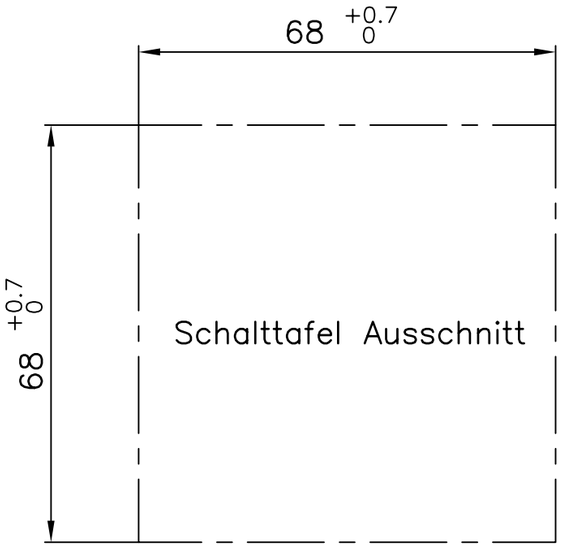

Zul. Abweichungen in mm nach SN258440 bzw. DIN7168 mittel						
	Nennmassbereich					
	>0.5–3	>3–6	>6–30	>30–120	>120–400	>400–1000
Laengenmasse	±0.1	±0.1	±0.2	±0.3	±0.5	±0.8
Radien/Fasen	±0.2	±0.5	±1	±2	±4	

Passmass | Abmass in µm

Stueckzahl				Gegenstand	Pos.	Werkstoff	Gewicht	Modell/Rohteil	Bemerkungen
			1	Einbaugehäuse kompl.	1				
IV	III	II	I						

EMGZ309.S
Einbaugehäuse kompl.

Massstab 1:1 bei DIN A3

Ersetzt durch:
Ersatz fuer:
Entstanden aus:

	Datum	Name
Gezeichnet	15.01.08	Bert
Geprueft		
Gesehen		

Schutzvermerk nach DIN 34 beachten

FMS Force Measuring Systems AG
Aspstrasse 6
CH–8154 Oberglatt
Tel. +41 44 852 80 80
Fax +41 44 850 60 06
info@fms–technology.com
www.fms–technology.com

D3–070821.5