

EMGZ 321.EIP Left/Right Web Tension Measuring Amplifier with EtherNet/IP Interface

Separate force evaluation for left and right
Precise tension monitoring over the measuring roller

Integrated EtherNet/IP fieldbus
Straightforward integration in an Ethernet network with possibility of real time control over the field bus

Freely configurable digital inputs and outputs
Provides special monitoring functions and flexibility for application changes

3 housing/ mounting options
DIN Rail, Wall Mount (IP 65), and panel mount



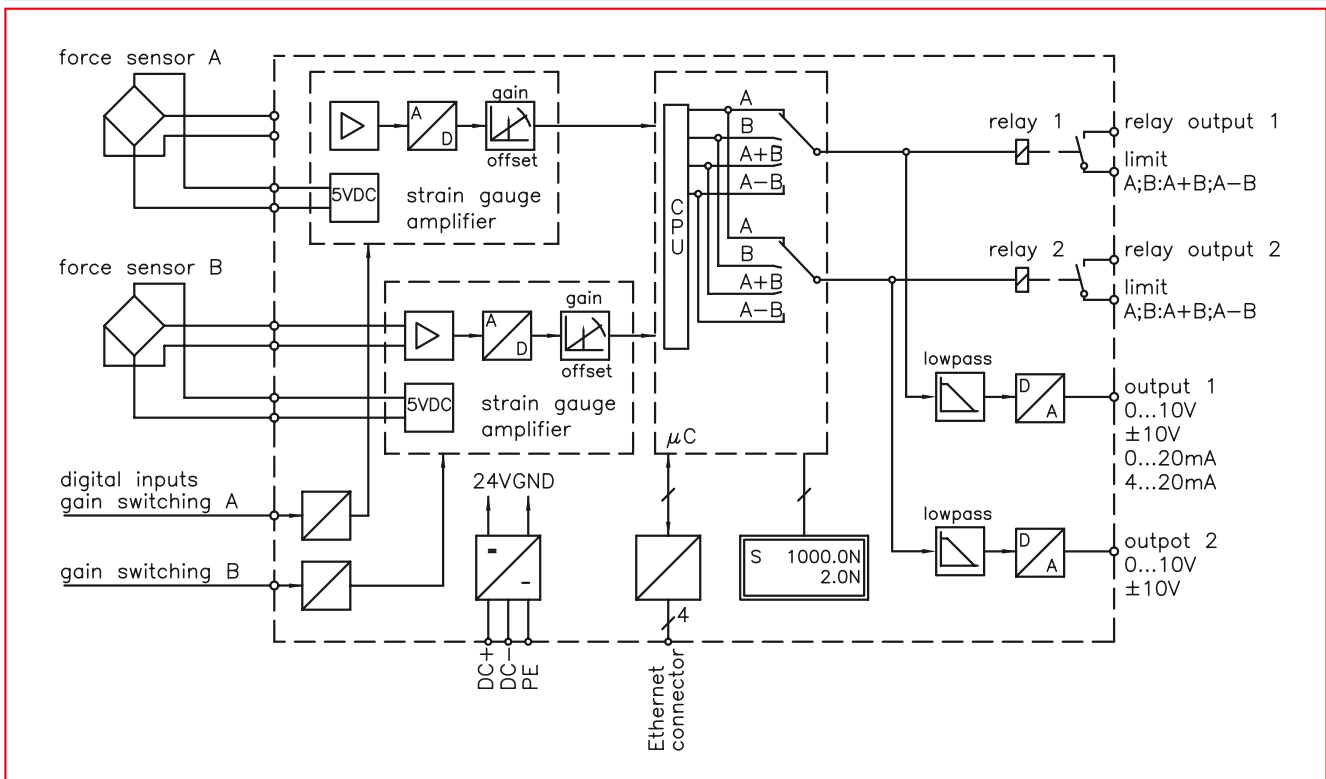
● EMGZ 321.EIP Series

EMGZ 321.EIP amplifiers are an innovative enhancement of the successful EMGZ 321 series. With a built-in EtherNet/IP field bus the electronics offers data transfer with cycle times down to 2 ms. The fast data rates enable real time tension control over the bus. The EMGZ 321.EIP, a left/right strain gauge amplifier, measures the material tension on both sides of the roller independently. Thus it is possible to monitor the load distribution over the measuring roller with great accuracy. The EMGZ 321 series can be used in connection with all FMS force sensors.

● Functional Description

The mV signals generated by the force sensors are amplified and conditioned in the EMGZ 321.EIP electronics. The individual sensor values A or B as well as the sum A+B and difference (A-B) are shown on the display in [N], [lbs] or another chosen unit. The whole signal processing is microprocessor based. Data is transferred via the EtherNet/IP bus to a central machine control or PLC where data processing and application dependent calculations are carried out. The EtherNet/IP interface provides an efficient integration and configuration of the tension amplifiers in an existent Ethernet network.

EMGZ 321.EIP • Block Diagram



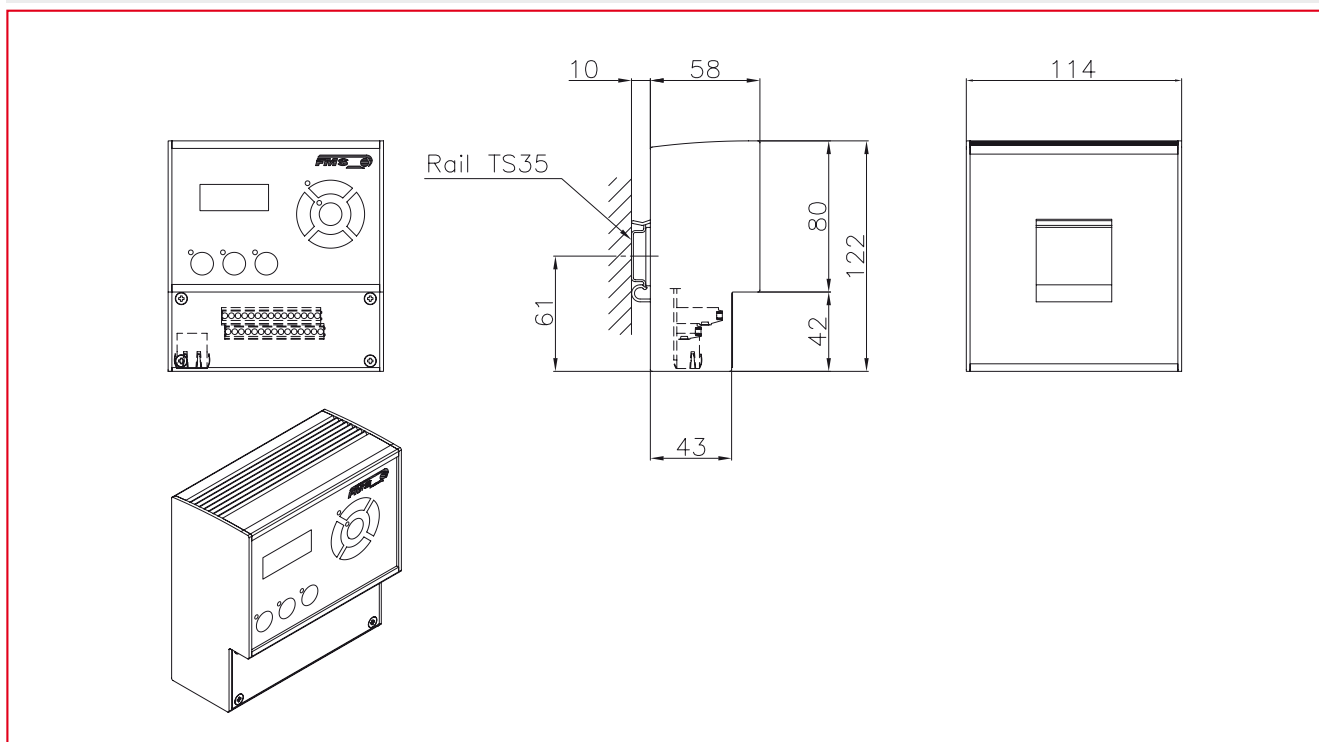
EMGZ 321.EIP Series • Technical Data

Number of Channels	2 Channels for 2 sensors
Sensor Supply	5 VDC; max. 60 mA; high stability
Input signal range	0...9 mV (max. 12.5 mV)
Resolution A/D converter	± 8192 Digit (14 Bit)
Measuring error	< 0.05% FS
Operation	3 buttons, 5 buttons wind rose, LCD-display 2x8 characters (size 5 mm)
Interface for Parameter Setting	Ethernet via web browser (Ethernet explorer 7 or higher)
Interface	EtherNet/IP (CIP Common Industrial Protocol, Standard IEC 61158)
Options	-
Power supply	24 VDC (18...36 VDC) / 10 W (max. 0.5 A)
Temperature range	0...50 °C (32...122 °F)
Protection class	EMGZ 321.EIP.R and EMGZ 321.EIP.S: IP40 EMGZ321.EIP.W: IP 65
Weight	EMGZ 321.EIP.R: 0.57 kg; EMGZ 321.EIP.S: 0.40 kg EMGZ 321.EIP.W: 1.10 kg

EMGZ 321.EIP Series • Input / Output Configuration

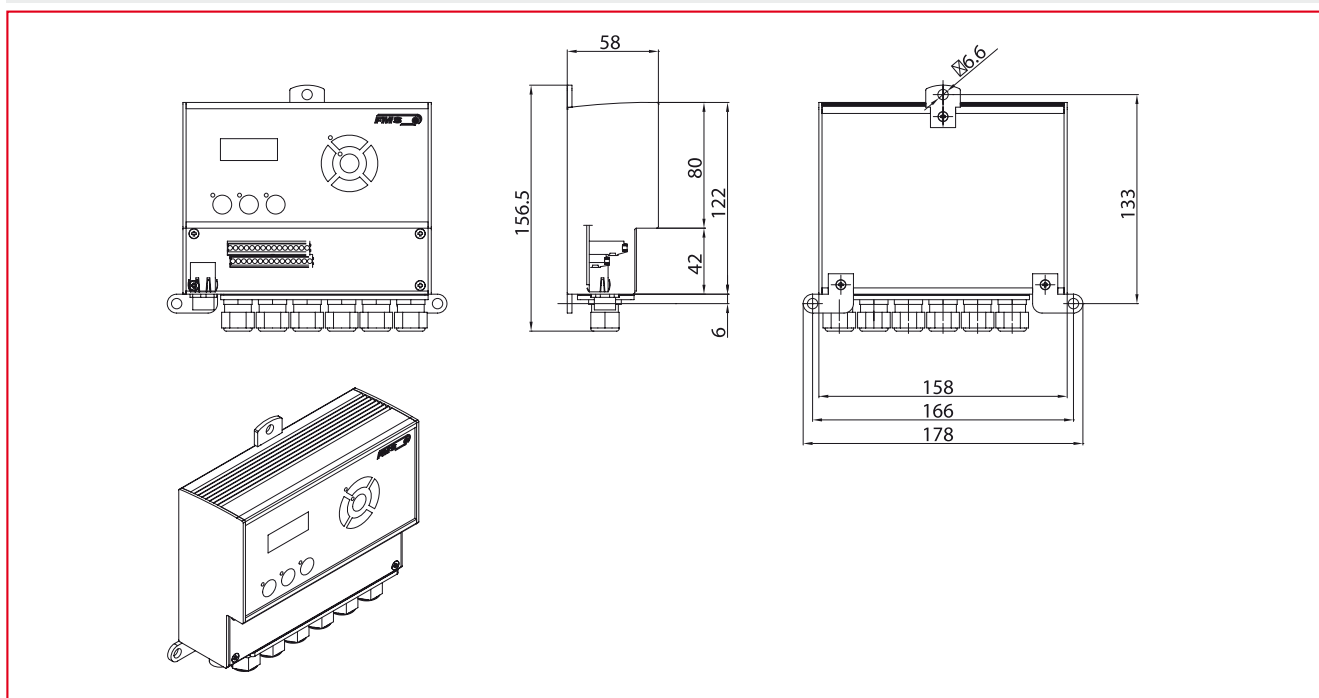
Analogue input 1	1 sensor with strain gauges @ 350 Ω; with input signal range: 0...9 mV, max. 12.5 mV
Analogue input 2	1 sensor with strain gauges @ 350 Ω; with input signal range: 0...9 mV, max. 12.5 mV
Analogue output 1	0...10 VDC; ±10 VDC, min. 1.2 k Ω or 0/4...20 mA, max. 500 Ω
Analogue output 2	0...10 VDC; ±10 VDC, min. 1.2 k Ω
Digital Inputs	2 inputs @ 24 VDC galvanically isolated
Relay outputs	2 outputs (DC: 240 V/0.5 A/12 W; AC: 240 V/0.5 A/12 VA)

EMGZ 321.EIP.R Rail Mount Housing • Dimensions in mm



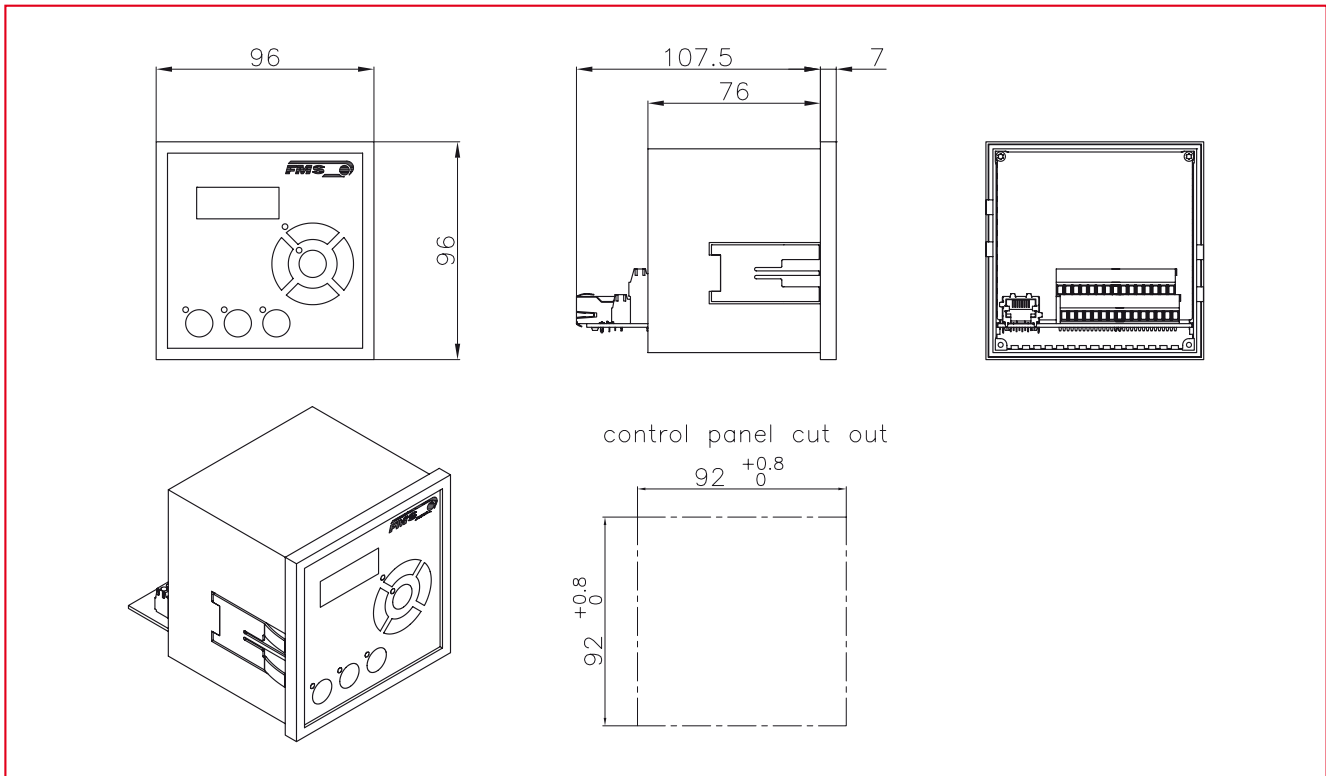
Wiring is realised via cable terminals.

EMGZ 321.EIP.W Wall Mount Housing • Dimensions in mm



With PG-Gland cable connector. Protection class IP65. Ethernet connector M12 4-pole D-coded.

EMGZ 321.EIP.S Panel Mount Housing • Dimensions in mm



Wiring is realised via cable terminals.

World Headquarters:

FMS Force Measuring Systems AG
 Aspstrasse 6
 8154 Oberglatt (Switzerland)
 Phone + 41 44 852 80 80
 Fax + 41 44 850 60 06
 info@fms-technology.com

FMS USA, Inc.
 2155 Stonington Avenue
 Suite 119
 Hoffman Estates, IL 60169
 Phone + 1 847 519 4400
 Fax + 1 847 519 4401
 fmsusa@fms-technology.com

FMS UK
 Highfield, Atch Lench Road
 Church Lench
 Evesham WR 11 4UG
 Phone + 44 1386 871023
 Fax + 44 1386 871021
 fmsuk@fms-technology.com

FMS Italy
 Via Baranzate 67
 20026 Novate Milanese
 Phone + 39 02 39487035
 Fax + 39 02 39487035
 fmsit@fms-technology.com